



Annie Appleseed & Benjamin P. Farmington in

Teaching Winter Wheat



My
American
Farm






Why isn't there anything growing
in the field Mr. Dawson?

Good question. We are
planting winter wheat
in this field.



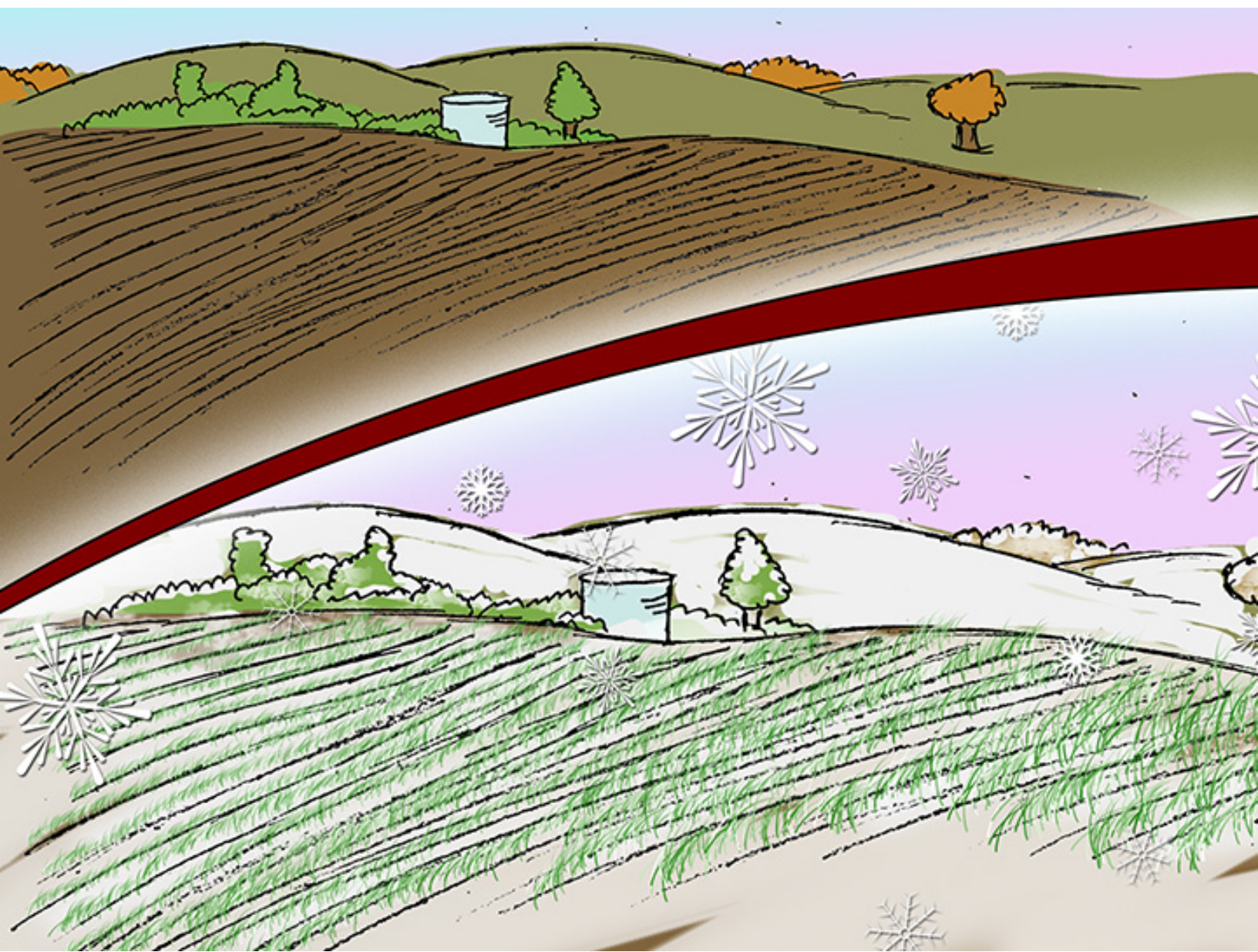
First we make sure there aren't any weeds, and we check the soil to make sure it has all the right nutrients to grow the wheat. Just like you take vitamins, we often add nutrients to help the wheat grow! We do this when we plant and after the snow melts.




Look a tractor!

What's it pulling?

That is a machine
that plants wheat,
it's called a 'drill'.





Oh no, the plants are covered with snow.

Actually, that's a good thing for winter wheat. The plants are still strong because their roots grow deep into the ground.



It's almost as tall as me!


Is it ready to harvest?

Not yet, it needs some sun and warm weather.
We'll know it's ready when the wheat turns to
a golden color.



Look, it's ready
to harvest!






That is one
BIG tractor.

Sure is! It's called
a combine and
it harvests the wheat.

The combine cuts the wheat and it goes into the combine. It spins around in the combine until the grains of wheat fall out of the plant.

What do you do with all the wheat?

Follow me.
I'll show you.

A cartoon illustration set in a field with a blue sky and green ground. On the right, a man with brown hair, wearing a green button-down shirt, holds a stalk of wheat in his right hand and a handful of yellow grain in his left. He is smiling and looking towards the other two characters. In the center, a boy with brown hair, wearing a blue button-down shirt and a green baseball cap, looks up at the man with a curious expression. On the left, a girl with brown hair, wearing a purple t-shirt, stands with her hands on her hips, looking towards the man. Three speech bubbles are present: one from the man on the right saying 'Follow me. I'll show you.', one from the boy in the center asking 'What do you do with all the wheat?', and one from the girl on the left explaining the wheat harvesting process: 'The combine cuts the wheat and it goes into the combine. It spins around in the combine until the grains of wheat fall out of the plant.'

We store the wheat in those silos until it is sold. Once it's sold, the company that bought it will put it in their trucks and haul it away. Then...



The wheat is ground up to make flour.
All of these things you see here are made
with wheat! You probably have many of
these things in your kitchen at home.



Thank you Mr. Dawson!



