


Introduction





Goodnight Tractor by Michelle Robinson is an adorable rhyming bedtime story that follows a little boy's imagination as he says goodnight to things around the farm. Just like the child in **Goodnight Tractor** enjoys saying "Goodnight" to his farm machinery and animals, your child may want to play pretend with the machinery and animals as well. This fun activity allows them to use their imagination to take learning further.



Farm Equipment Finger Puppets Activity

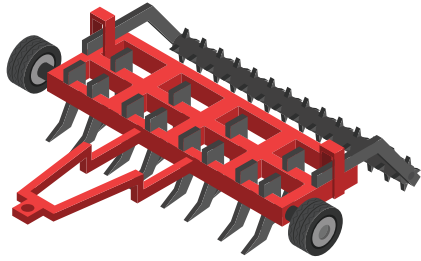
Instructions:

1. Print the pages of machinery and animals.
2. Cut out each item and tape or glue to a piece of a cardboard tube 2 inches tall.
(Paper towel and bath tissue tubes are good sources for these.) This makes it easy to move the equipment around.
3. While your child plays with the puppets, talk about the job each machine does on a farm or ranch.
 1. Plow – turns over the soil in the fields
 2. Trailer – hauls livestock from place to place
 3. Tractor – pulls the various equipment needed to work the farm
 4. Combine – harvests the grain on the ranch or farm
 5. Truck – takes the farmer/rancher where he is needed
 6. Wagon – carries straw and hay to the animals
4. After identifying the farm machinery, help your child identify the animals from the story.
 - Cow
 - Sheep
 - Goat
 - Chicken
 - Dog
 - Donkey
 - Pig
 - Horse






1




2




3



4



5



6

